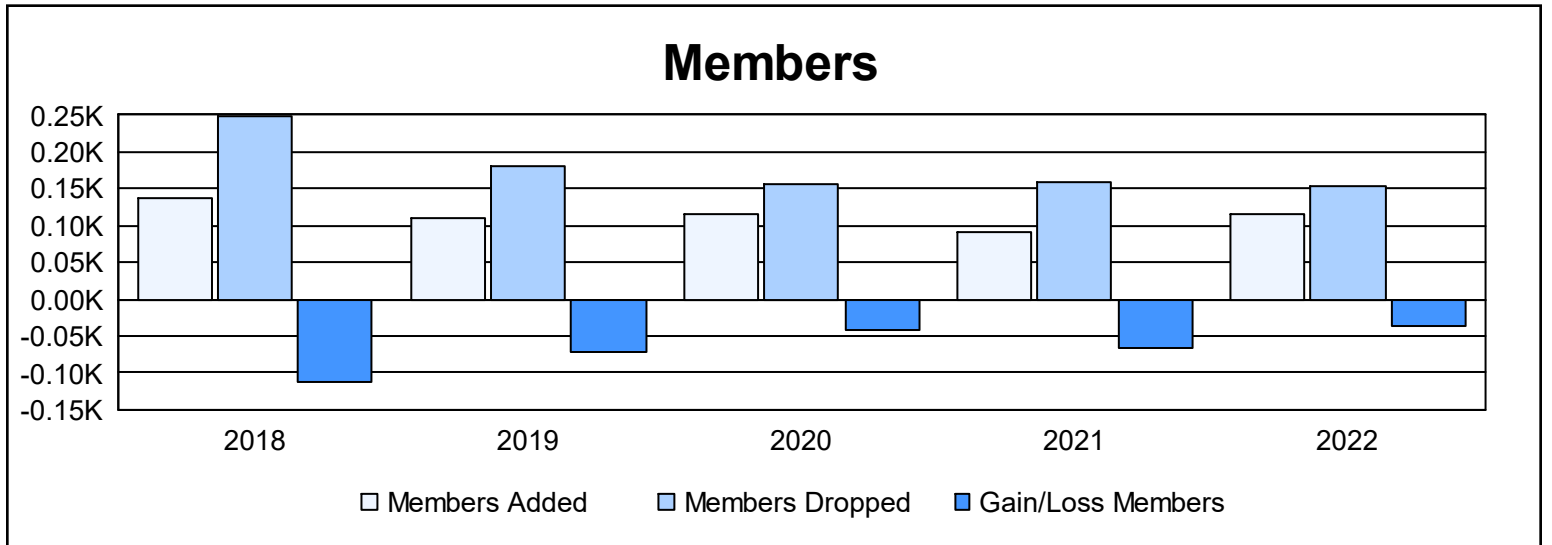
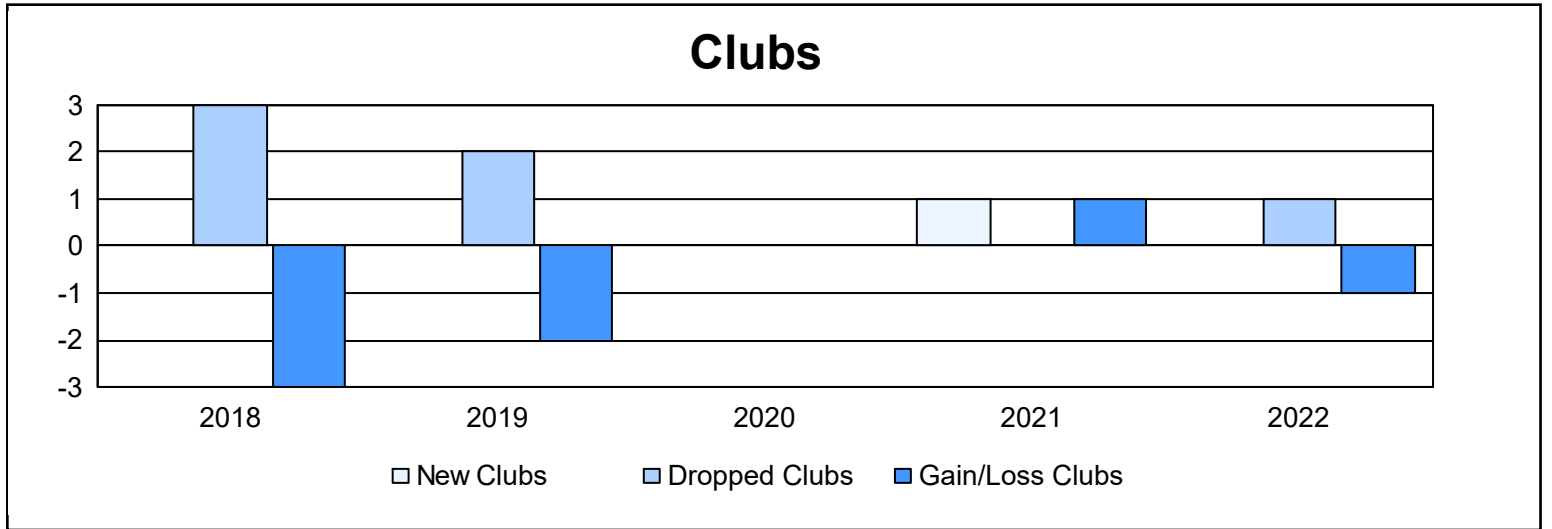
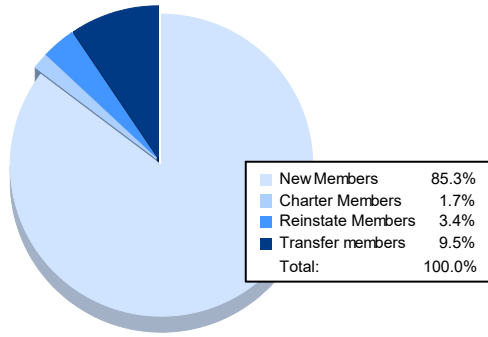


| Year           | New Clubs | Dropped Clubs | Gain/ Loss Clubs | New Members | Charter Members | Reinstate Members | Transfer Members | Total Member Added | Total Members Dropped | Gain/ Loss Members |
|----------------|-----------|---------------|------------------|-------------|-----------------|-------------------|------------------|--------------------|-----------------------|--------------------|
| 2017-2018      | 0         | 3             | -3               | 118         | 0               | 5                 | 14               | 137                | 249                   | -112               |
| 2018-2019      | 0         | 2             | -2               | 99          | 1               | 7                 | 2                | 109                | 180                   | -71                |
| 2019-2020      | 0         | 0             | 0                | 96          | 0               | 8                 | 11               | 115                | 156                   | -41                |
| 2020-2021      | 1         | 0             | 1                | 55          | 17              | 11                | 9                | 92                 | 159                   | -67                |
| 2021-2022      | 0         | 1             | -1               | 99          | 2               | 4                 | 11               | 116                | 153                   | -37                |
| <b>Average</b> | <b>0</b>  | <b>1</b>      | <b>-1</b>        | <b>93</b>   | <b>4</b>        | <b>7</b>          | <b>9</b>         | <b>114</b>         | <b>179</b>            | <b>-66</b>         |



### Membership Composition June 2022 Cumulative



### Gender Composition June 2022 Cumulative

